





FSI D60

STRONG AND POWERFUL - 60 HP DIESEL ENGINE WITH A COMPACT DESIGN



LARGE WORKAREA

Cover up to 220 cm in one sideways sweep and remove most stumps without wasting time repositioning the machine. Cut 83 cm above ground level and up to 52 cm below surface.



NO DAILY MAINTENANCE

The closed bearing for the cutter wheel is pre-greased from factory for more than 1000 hours of normal operation, eliminating the risk of under- or overgreasing and make daily maintenance a thing of the past.



NARROW ACCESS

Remove the twin-wheels with a single bolt or retract the tracks to achieve a class-leading width of only 80 cm, allowing easy travel through garden gates and narrow passages.



REMOTE CONTROL

With the full-feature remote control the operator has the freedom to choose the best possible position, providing a great view of the work area, while staying comfortable at a safe distance.



THE CHOICE IS YOURS

Choose between track or wheels depending on the needs and requirements of your company. Both variants can be fitted an optional dozer blade.



FEATURES

- Fast braking of cutter wheel on disengaging
- Gear and V-belt drive for optimal power transmission
- Hydraulically controlled mechanical clutch
- FSI power-cut - specially designed cutter wheel for optimal capacity and durability
- FSI power-drive - a two-speed ground drive system with HI/LOW speed
- FSI power-sweep - , intelligent sweep control with autopilot for top performance
- Integrated points for lashing and lifting
- Sealed bearing housing for the cutting wheel – maintenance free
- Chip guard for optimal chip collection
- Lockable access to fuel and hydraulic filling points
- Original FSI teeth
- Tool set for wearing parts
- Integrated toolbox
- LED worklight
- *OPTION: Rear mounted Dozerblade*


TECHNICAL DATA

ENGINE

| | |
|---------------|---------------|
| Engine | Hatz 3H50TICD |
| Engine size | 44 kW / 60 hp |
| Cooling | Water |
| Fuel | Diesel |
| Tank capacity | 40 l |

CUTTING HEAD

| | |
|--------------------|--------------------------|
| Diameter | 581 mm |
| Teeth/ Quantity | FSI 25 - 16 pcs |
| Clutch | Mechanical |
| Cutter wheel drive | Bevel gearbox and V-belt |
| Sweep | Hydraulic |



TECHNICAL DATA

DRIVE SYSTEM

| | 4WD | TRACK |
|-----------------|-------------------|-------|
| Ground drive | 4WD | Track |
| Traction wheels | Ø450 x 210, 8 ply | - |
| Twin wheels | Ø450 x 210, 8 ply | - |
| Steering wheels | Ø450 x 180, 6 ply | - |
| Brake | Automatic | |

DIMENSIONS

| | 4WD | TRACK |
|-----------------------------------|---------|---------|
| Length | | 2995 mm |
| Length with dozer | 3055 mm | |
| Width | | 800 mm |
| With twin wheels/ extended tracks | 1230 mm | 1150 mm |
| Height | | 1395 mm |
| Weight | 1250 kg | 1450 kg |

WORK AREA

| | 4WD | TRACK |
|--------------------|----------|------------------|
| Above ground level | | 83 cm |
| Below ground level | 44-47 cm | 44-52 cm |
| Sweep | | 220 cm |
| Max cutting depth | | 7.2 cm per sweep |

OPERATION

| | 4WD | TRACK |
|---------------|----------------|----------------|
| Control panel | Remote control | Remote control |

OPTIONAL

| |
|----------------------------|
| Special RAL color |
| Dozerblade with extensions |

FSI D60 4WD

- Twin wheels with centre bolt for easy fitting/ removal. Skid-steer tires on the front axle for optimal ground control
- FSI power-drive, a two-speed ground drive system, choose between 2WD HI for distance travel and 4WD LOW for increased traction in terrain and during stump grinding
- Remote control incl. extra battery, charger, and connection cable for efficient operation while staying comfortable at a safe distance
- Built-in hydraulic motor brakes and a counterbalance valve guarantee that stump cutter will not slip back during grinding providing stability and security for the operator



FSI D60 TRACK

- Counter-rotating tracks with hydraulic extension and a large contact surface minimises ground damage when passing across delicate surfaces such as lawns and gardens
- FSI power-drive, a two-speed ground drive system, choose between HI for distance travel and LOW for increased traction in terrain and during stump grinding
- Remote control incl. extra battery, charger, and connection cable for efficient operation while staying comfortable at a safe distance
- Lockable rear compartment for storage of the remote control and protects the filling points from unauthorised access

